

Component 7: Working with HIT Systems



Image courtesy of Dr. Patti Abbott

This material was developed by Johns Hopkins University, funded by the Department of Health and Human Services, Office of the National Coordinator for Health Information Technology under Award Number HJ240C000013.

Introduction & Overview: Components of HIT Systems

- Unit 1 will introduce the vocabulary, concepts and common applications Health Information Technology (HIT) systems
- This unit is composed of two parts:
 - Lecture material
 - Student application of the lecture material in interactive EHR exercises (hands on)



Image courtesy of Dr. Patti Abbott

Component 7/Unit1

Health IT Workforce Curriculum
Version 2.0/Spring 2011

2

Unit 1 Objectives

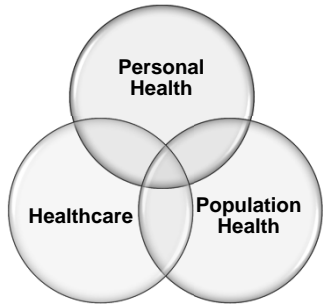
- At the completion of Unit 1, students will be able to:
 - Define a system and relate systems concepts to HIT
 - Discuss specific examples of settings where Health IT is used (acute, rural, public health, clinic, office, patient home, etc.)
 - Identify common components of a clinical HIT system
 - Demonstrate beginning level competency in maneuvering the demonstration EHRs

Component 7/Unit1

Health IT Workforce Curriculum
Version 2.0/Spring 2011

3

Conceptualizing HIT Use

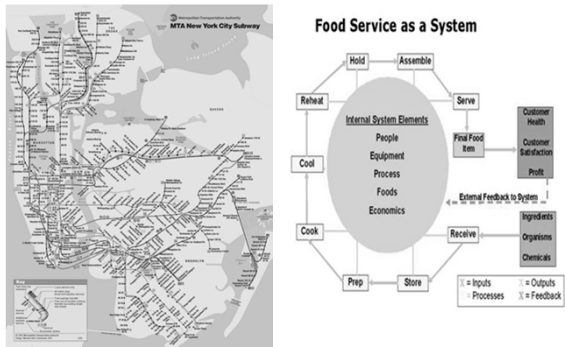


Component 7/Unit1

Health IT Workforce Curriculum
Version 2.0/Spring 2011

4

Concepts of General Systems

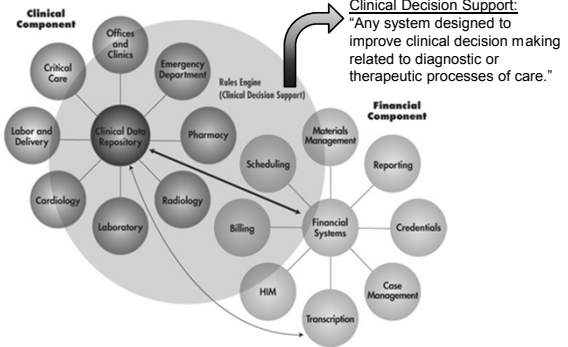


Component 7/Unit1

Health IT Workforce Curriculum
Version 2.0/Spring 2011

5

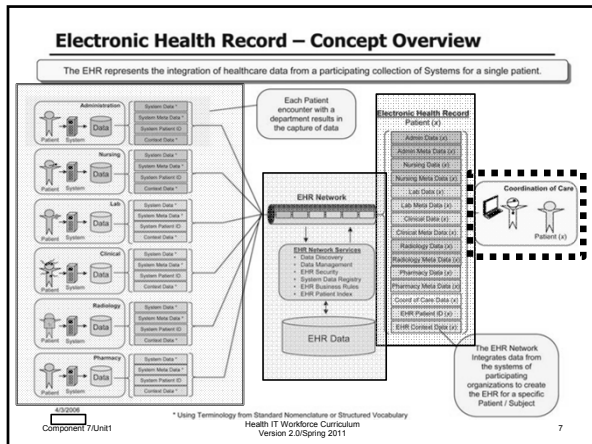
HIT Systems (Inpatient)



Component 7/Unit1

Health IT Workforce Curriculum
Version 2.0/Spring 2011

6

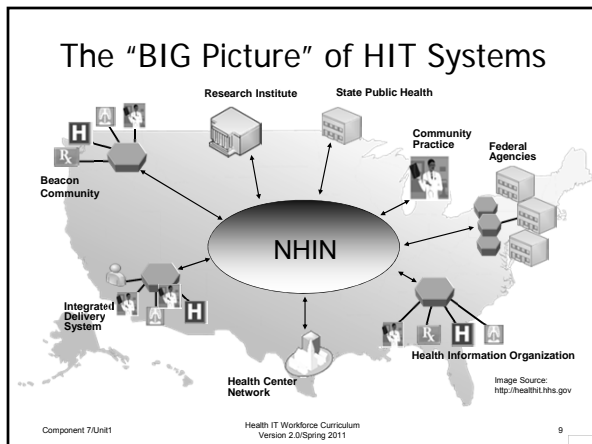


HIT Systems


Home

Socially Networked HIT

Component 7/Unit1
Health IT Workforce Curriculum
Version 2.0/Spring 2011
8



Common Aspects of Clinical HIT Systems



Component 7/Unit1

Health IT Workforce Curriculum
Version 2.0/Spring 2011

10

Summing Up Part 1 of Unit 1

- We defined a system and related the concepts to HIT
- We provided examples of HIT in a variety of settings
 - The “H” does not stand only for healthcare
 - Standards are paramount for information exchange
- We identified common components of a clinical HIT system
 - Similarities and differences between paper and electronic records

Component 7/Unit1

Health IT Workforce Curriculum
Version 2.0/Spring 2011

11

Part 2 of Unit 1: Hands on Application of HIT Concepts

Exploring the VistA CPRS (short videos)



1. VistA Interface
2. Exploring the Coversheet
3. Exploring the Tabs
4. Exploring the Tabs – Part 2
5. Reports Tab & Scavenging
6. How to do the Scavenger Hunt



Component 7/Unit1

Health IT Workforce Curriculum
Version 2.0/Spring 2011

12

You Have Completed the Slide Deck for Unit 1

Introduction & Overview: Components of HIT Systems :

Components of HIT Systems



Component 7/Unit1

Health IT Workforce Curriculum
Version 2.0/Spring 2011

13

References

- AHRQ Glossary. Available from: AHRQ:
<http://www.psnet.ahrq.gov/glossary.aspx#C>
- Electronic Health Records Overview. National Institutes of Health. National Center for Research Resources. c2006. Available from:
<http://www.ncrr.nih.gov/publications/informatics/EHR.pdf>
- HealthIT. The Office of the National Coordinator for Health Information Technology. Available from: <http://healthit.hhs.gov>
- Nursing Homes Abuse Blog. c2011. Available from:
<http://www.nursinghomesabuseblog.com>
- The Office of the National Coordinator website. c2011. Available from:
http://healthit.hhs.gov/portal/server.pt?open=18&objID=910684&parentname=CommunityPage&parentid=21&mode=2&in_hi_userid=10741&cached=true

Component 7/Unit1

Health IT Workforce Curriculum
Version 2.0/Spring 2011

14
