

Component 3-Terminology in Healthcare and Public Health Settings

Unit 10-Reproductive Systems Lecture 10a-Female Reproductive System

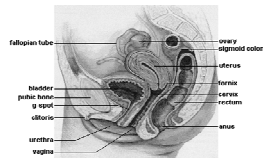
This material was developed by The University of Alabama at Birmingham, funded by the Department of Health and Human Services,
Office of the National Coordinator for Health Information Technology under Award Number 1U24OC000023.

Female Reproductive System

- Objectives
 - Define, understand and correctly pronounce medical terms related to the female reproductive system
 - Describe the following in relation to the female reproductive system
 - common diseases and conditions
 - laboratory and diagnostic procedures
 - medical and surgical procedures
 - medications

Female Reproductive System Overview

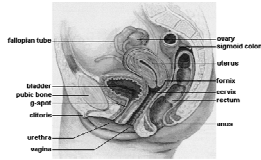
- Anatomy of the female reproductive system
 - Breasts
 - Mammary glands
 - Ovaries
 - Fallopian tubes



Female Reproductive System Overview

- Anatomy of the female reproductive system

- Breasts
 - Mammary glands
- Ovaries
- Fallopian tubes
- **Uterus**
- **Cervix**
- **Vagina**



Component 3/Unit 10-10a

Health IT Workforce Curriculum
Version 2.0/Spring 2011

4

Breast Disorders and Diseases

- Breast Diseases

- Fibrocystic breasts
 - lumpiness, thickening and swelling, often associated with a female's menstrual cycle
- Cysts
 - fluid-filled lumps
- Fibroadenomas
 - Solid, round, rubbery lumps that move easily when pushed
- Intraductal papillomas
 - Growths similar to warts near the nipple of the breast

Component 3/Unit 10-10a

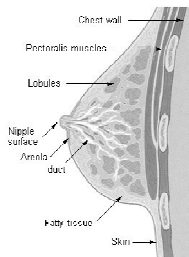
Health IT Workforce Curriculum
Version 2.0/Spring 2011

5

Breast Disorders and Diseases

- Breast Cancer

- Risk Factors
 - Older age
 - Genetics
 - Overweight
 - Hormone use
 - Alcohol use
 - Dense breasts
 - First child after age 35
- Symptoms
 - Lump
 - Change in size or shape
 - Nipple discharge



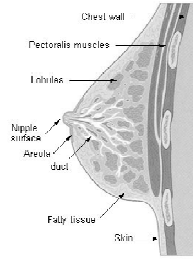
Component 3/Unit 10-10a

Health IT Workforce Curriculum
Version 2.0/Spring 2011

6

Breast Disorders and Diseases

- Breast Cancer
 - Risk Factors
 - Symptoms
 - Diagnostic Tests
 - Mammography
 - Biopsy
 - Open
 - Needle
 - Treatment
 - Radiation
 - Chemotherapy
 - Hormone Therapy
 - Surgery
 - Lumpectomy
 - Mastectomy



Component 3/Unit 10-10a

Health IT Workforce Curriculum
Version 2.0/Spring 2011

7

Cervical Disorders and Disease

- Cervical Disorders
 - Cervicitis
 - Cervical incompetence
 - Cervical polyps and cysts
- Human papillomavirus (HPV)
 - Low Risk HPV
 - Genital Warts
 - High Risk HPV
 - Cancers of the cervix, vulva, vagina and anus
 - Diagnostic test
 - Pap smears to detect changes in the cervix
 - Treatment
 - Vaccines for several types of HPV

Component 3/Unit 10-10a

Health IT Workforce Curriculum
Version 2.0/Spring 2011

8

Cervical Disorders and Diseases

- Gonorrhea
 - Sexually transmitted disease
 - Symptoms
 - Bleeding
 - Pain
 - Treatment
 - Antibiotics
 - Untreated can lead to pelvic inflammatory disease

Component 3/Unit 10-10a

Health IT Workforce Curriculum
Version 2.0/Spring 2011

9

Cervical Disorders and Diseases

- Gonorrhea
- Trichomoniasis
 - Sexually transmitted disease
 - Symptoms
 - Green or yellow discharge
 - Itching
 - Burning when urinating
 - Treatment
 - Antibiotics

Component 3/Unit 10-10a

Health IT Workforce Curriculum
Version 2.0/Spring/2011

10

Pelvic Inflammatory Disease

- Infection of the female reproductive organs
- Symptoms
 - Pain in the lower abdomen
 - Fever
 - Foul smelling vaginal discharge
 - Irregular bleeding
- Complications
 - Infertility
 - Ectopic pregnancy
 - Pelvic pain
 - Treated with antibiotics

Component 3/Unit 10-10a

Health IT Workforce Curriculum
Version 2.0/Spring/2011

11

Ovarian Cancer

- Risk Factors
 - Generally occurs in females over 50 years of age
 - Can occur in younger females
- Symptoms
 - Heavy feeling in the pelvic area
 - Pain in the lower abdomen or worsening back pain
 - Vaginal bleeding or abnormal periods
 - Weight gain or loss
- Treatment
 - Surgery followed by chemotherapy

Component 3/Unit 10-10a

Health IT Workforce Curriculum
Version 2.0/Spring/2011

12

Uterine Disorders and Diseases

- Dysfunctional uterine bleeding
 - Variety of causes
 - Diagnostic tests
 - Blood tests
 - Other tests
 - Treatment
 - Depends on the cause

Uterine Disorders and Diseases

- Dysfunctional uterine bleeding
- Endometriosis
 - Lining of uterus grows outside the uterus
 - Unknown cause
 - Treatment
 - Medications
 - Hormones
 - Surgery

Uterine Disorders and Diseases

- Dysfunctional uterine bleeding
- Uterine fibroids
 - Most common noncancerous tumor in women of child-bearing age
 - Symptoms
 - Painful menstrual cycles
 - Bleeding between cycles
 - Frequent urination
 - Lower back pain
 - Reproductive problems
 - Treatment
 - Medications
 - Surgery

Uterine Disorders and Diseases

- Dysfunctional uterine bleeding
- Endometriosis
- Uterine fibroids
- Adenomyosis
 - Endometrium (lining of uterus) grows into muscular layer of uterus
 - Treatment

Uterine Disorders and Diseases

- Cancer of the uterus
 - Three different types
 - Endometrial cancer most common
 - Risk Factors
 - Post-menopause
 - Obesity
 - Hormone replacement therapy
 - Symptoms
 - Vaginal bleeding, discharge
 - Urinary difficulty
 - Pelvic pain or pain during intercourse
 - Treatments
 - Hysterectomy
 - Hormone therapy
 - Radiation therapy

Vaginal Disorders and Diseases

- Vaginal Cancer
 - Increased Risk Factors
 - Age 60 and older
 - Females with HPV
 - Female with a mother who took diethylstilbestrol (DES) while pregnant
 - Symptoms
 - Bleeding that is irregular
 - Vaginal lump
 - Pelvic pain
 - Treatment
 - Surgery
 - Radiation
 - Chemotherapy

Combining Forms - Female

Word Part	Meaning	Key Terms
cervic/o	cervix	cervical
gynec/o	woman	gynecomastia
hyster/o	uterus	hysterectomy
mamm/o	breast	mammogram
oophor/o	ovary	oophorectomy
uter/o	uterus	uterine
vagin/o	vagina	vaginitis

Component 3/Unit 10-10a

Health IT Workforce Curriculum
Version 2.0/Spring/2011

19

Unit 10

Tell me, Detective

- A patient in her early forties presented to the Gynecology Clinic with irregular bleeding, a vaginal lump and pelvic pain. Her history revealed that her mother had taken diethylstilbestrol (DES) while she was pregnant. What is a diagnosis that would need to be excluded?



Component 3/Unit 10-10a

Health IT Workforce Curriculum
Version 2.0/Spring/2011

20

For additional information on content covered in this unit, please visit:
http://www.nlm.nih.gov/medlineplus/female_reproductivesystem.html

Component 3/Unit 10-10a

Health IT Workforce Curriculum
Version 2.0/Spring/2011

21
